



### District Report Card: 2017


<b>State:</b> Jammu And Kashmir	<b>District:</b> Pulwama
<b>Class:</b> 3	<b>Subject:</b> Language
<b>Schools:</b> 58	<b>Students:</b> 358


### Participation/Coverage


#### Students

<b>GENDER</b> 	Boys		Girls	
	Number	%	Number	%
	175	48.88	183	51.12

<b>AREA</b> 	Rural		Urban	
	Number	%	Number	%
	358	100.00	0	0.00

<b>CATEGORY</b> 	SC		ST		OBC		GEN	
	Number	%	Number	%	Number	%	Number	%
	10	2.79	107	29.89	109	30.45	132	36.87

<b>CWSN</b> 	LD	VI	HI	S&LD	ID	Oth
	9	0	88	7	1	1

<b>Management</b> 	Government		Government-aided	
	Number	%	Number	%
	358	100.00	0	0.00

### Average Performance of Students in Language (%)

Overall	Gender		Area		Management		Social Group			
	Male	Female	Rural	Urban	Govt.	Aided	SC	ST	OBC	GEN
45.25	47.09	43.50	45.25	0.00	45.25	0.00	52.00	48.54	40.06	46.36

## Performance on Learning Outcomes (LOs)

Learning Outcomes	Description	Average Performance(%)
L304	Reads small texts with comprehension i.e., identifies main ideas, details, sequence and draws conclusions	45.31
L312	Reads printed scripts on the classroom walls: poems, posters, charts etc.	45.14

Range of Performance of Students who Answered Correctly							
Below 30%		30% - 50%		50% - 75%		Above 75%	
Number	%	Number	%	Number	%	Number	%
127	35.47	83	23.18	106	29.61	42	11.73

## Lowest Performing Learning Outcomes (LOs)

1 - Reads printed scripts on the classroom walls: poems, posters, charts etc. (45.14)

2 - Reads small texts with comprehension i.e., identifies main ideas, details, sequence and draws conclusions (45.31)